

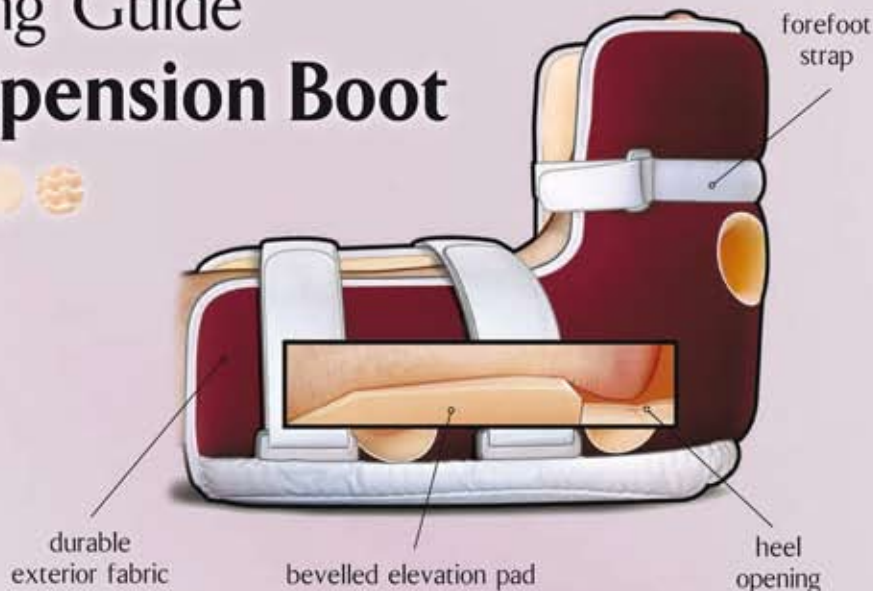


Application and Fitting Guide

Heelift® Glide Suspension Boot

- Choice of interior (smooth or convoluted)  
- Made of latex-free polyurethane foam
- Single-patient use only



Easy Application and Fit

- 

Place foot inside boot with the heel above the opening.
- 

Thread straps through D-rings. Secure the straps.
- 

Test the fit under straps. **APPLY STRAPS LOOSELY.**
- 

Test the fit under heel opening. Boot should not move on the leg.

Proper Sizing and Care



Petite
7.75" H x 10.5" L
(20cm H x 27cm L)

Standard
10" H x 12" L
(25cm H x 30cm L)

Bariatric
11.75" H x 15" L
(30cm H x 38cm L)

			
Standard	120 - 250 lbs (54 - 113 kg)	8 - 14 in (20 - 36 cm)	60 - 77 in (152 - 196 cm)
Bariatric	220 - 600 lbs (100 - 271 kg)	12 - 23 in (30 - 58 cm)	65 - 80 in (165 - 203 cm)
Petite	70 - 130 lbs (32 - 50 kg)	6 - 10 in (15 - 25 cm)	46 - 64 in (117 - 163 cm)

-  Hand Wash
-  Machine Wash
-  Machine Dry
-  Autoclave
-  Sanitise

Optional Customisation

View customising details at:
<http://www.vmorthotics.co.uk/hlglide.php>

Foot Rotation



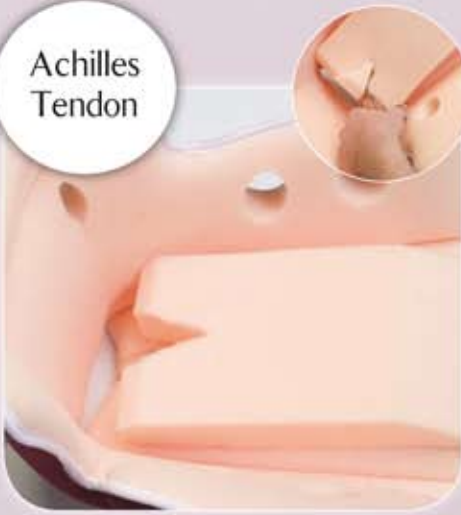
Hip Rotation



SCD with Glide



Achilles Tendon



Foot Drop



Malleolar Decubitus



INNOVATORS IN PRESSURE ULCER SOLUTIONS

Heelift® AFO



Heelift® Traction Boot



Elbowlift® Suspension Pad



Heelift® Glide Suspension Boot



Contact details:

Phone: 01986 798120 Fax: 01986 798040

Email: info@vmorthotics.co.uk Web: www.vmorthotics.co.uk